

Scaled data based on original data using
LM-79-08 Approved Method: Electrical and Photometric Measurements of Solid-
State Lighting Products

Test Report Prepared for
Cooper Lighting Solutions
(formerly Eaton)

Brand: INVUE

Report Number: P141108

Luminaire Tested: **EMM-E02-LED-E1-SL3-8030**

Issue Date: 03/03/2020

Test Information

Test Method: LM-79-08
Report Number: P141108
REPORT IS SCALED FROM IESNA LM-79-08 TEST DATA (P33691)
Test Lab: INNOVATION CENTER-P3
Issue Date: 03/03/2020
Manufacturer: COOPER LIGHTING SOLUTIONS (FORMERLY EATON)
Product Line: INVUE
Catalog Number: EMM-E02-LED-E1-SL3-8030
Description: EPIC MODERN MEDIUM DECORATIVE LED LUMINAIRE
(2) LIGHTBARS WITH AccuLED OPTICS - TYPE 3 W/ SPILL LIGHT CONTROL
Light Source: (42) 3000K CCT, 80 CRI LEDs
Ballast/Driver: -

Summary

Lumens per Lamp: N/A
Luminaire Lumens: 4884.8 lumens
Efficiency: N/A
Efficacy: 93.8 lumens/watt
Luminous Opening: Rectangular (W 0.33' x L: 1' x H: 0')
IES Classification: Type III - Short - Semi-Cutoff
BUG Rating: B1 - U0 - G1

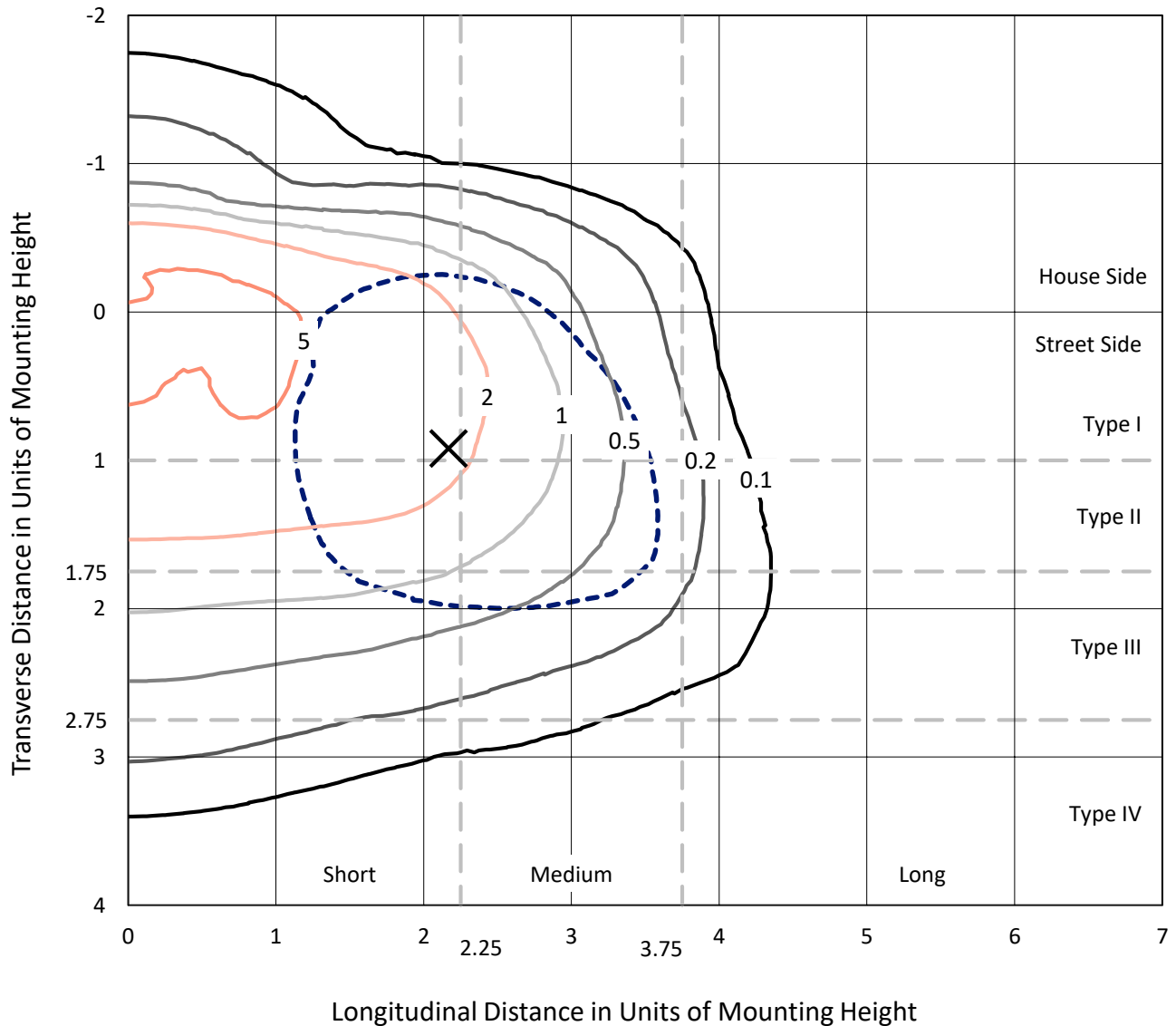
Input Watts (W): 52.1
Input Voltage (V): NR
Input Current (Ain): NR
Voltage Rise (V): NR
Power Factor: NR
Total Harmonic Distortion (THDi): NR
Frequency (hertz): 60
Stabilization Time: NR
Operation Time: NR
Ambient Temperature (°C): NR
Test Distance: 25 FT



REPORT NUMBER: P141108
 CATALOG NUMBER: EMM-E02-LED-E1-SL3-8030

Iso-Footcandle Lines of Horizontal Illumination

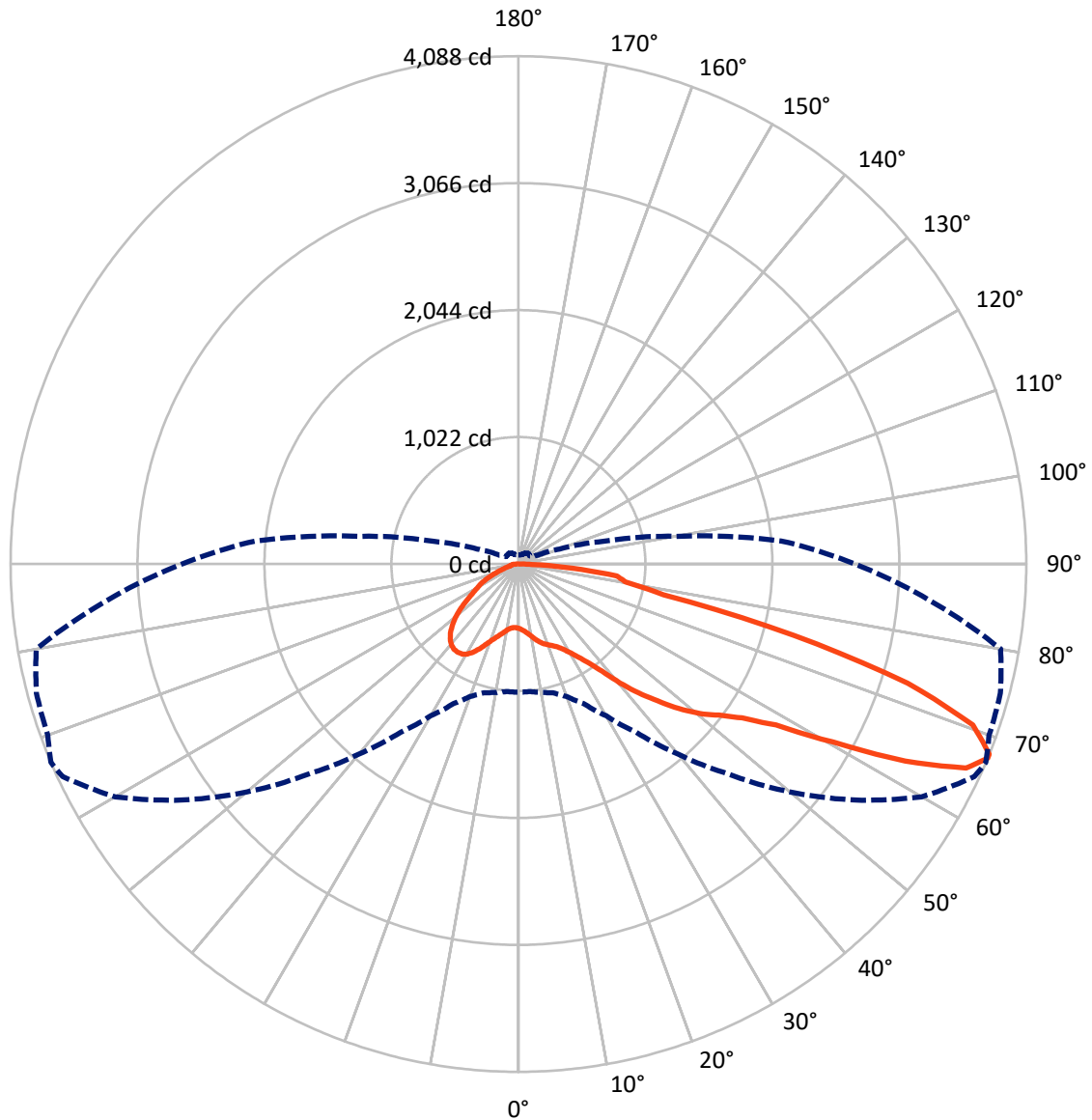
× Max cd
 - - - 1/2 Max cd



Based on 10 foot mounting height. Maximum calculated value = 6.8 fc
 Type III - Short - Semi-Cutoff

REPORT NUMBER: P141108
CATALOG NUMBER: EMM-E02-LED-E1-SL3-8030

Luminous Intensity Polar Plot



— Vertical Plane Through 67-Deg Lateral - - - Horizontal Cone Through 67-Deg Vertical

REPORT NUMBER: P141108

CATALOG NUMBER: EMM-E02-LED-E1-SL3-8030

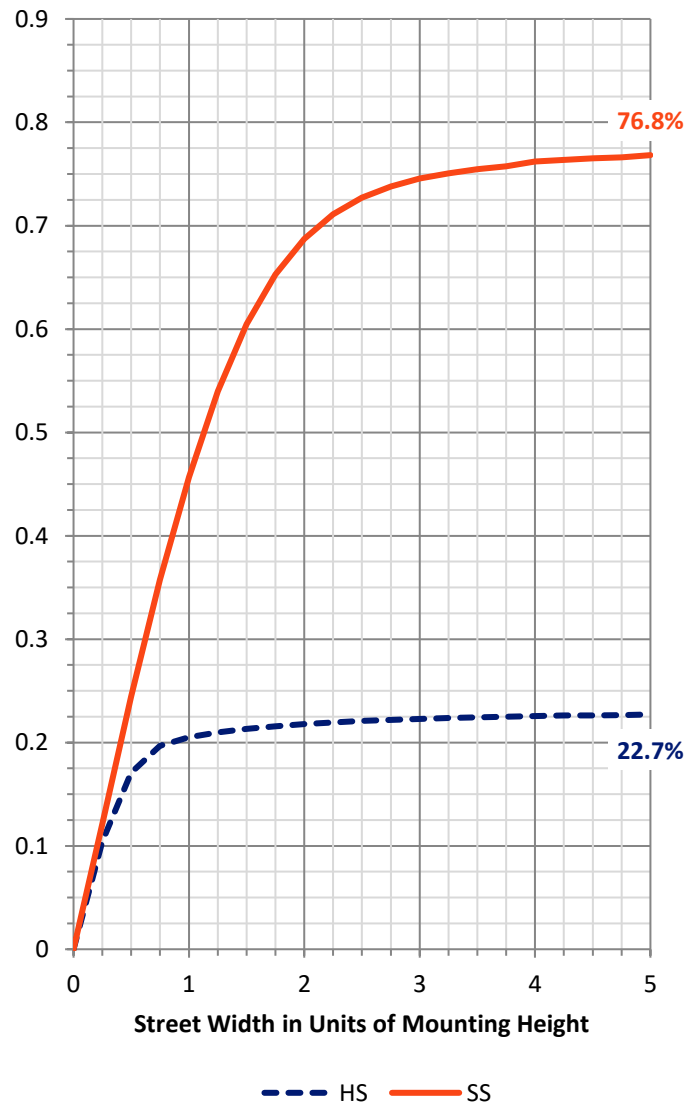
FLUX DISTRIBUTION:

		Downward	Upward	Total
House Side	Lumens	1123.8	0.0	1123.8
	% Fixture	23.0	0.0	23.0
Street Side	Lumens	3761.1	0.0	3761.1
	% Fixture	77.0	0.0	77.0
Total	Lumens	4884.8	0.0	4884.8
	% Fixture	100.0	0.0	100.0

Coefficient of Utilization

ZONAL LUMENS:

Zone	Lumens	% Fixture
0°-10°	51.9	1.1
10°-20°	179.6	3.7
20°-30°	319.7	6.5
30°-40°	459.7	9.4
40°-50°	700.6	14.3
50°-60°	1023.3	20.9
60°-70°	1378.9	28.2
70°-80°	677.0	13.9
80°-90°	94.1	1.9
90°-100°	0.0	0.0
100°-110°	0.0	0.0
110°-120°	0.0	0.0
120°-130°	0.0	0.0
130°-140°	0.0	0.0
140°-150°	0.0	0.0
150°-160°	0.0	0.0
160°-170°	0.0	0.0
170°-180°	0.0	0.0
0°-90°	4884.8	100.0
0°-180°	4884.8	100.0



REPORT NUMBER: P141108

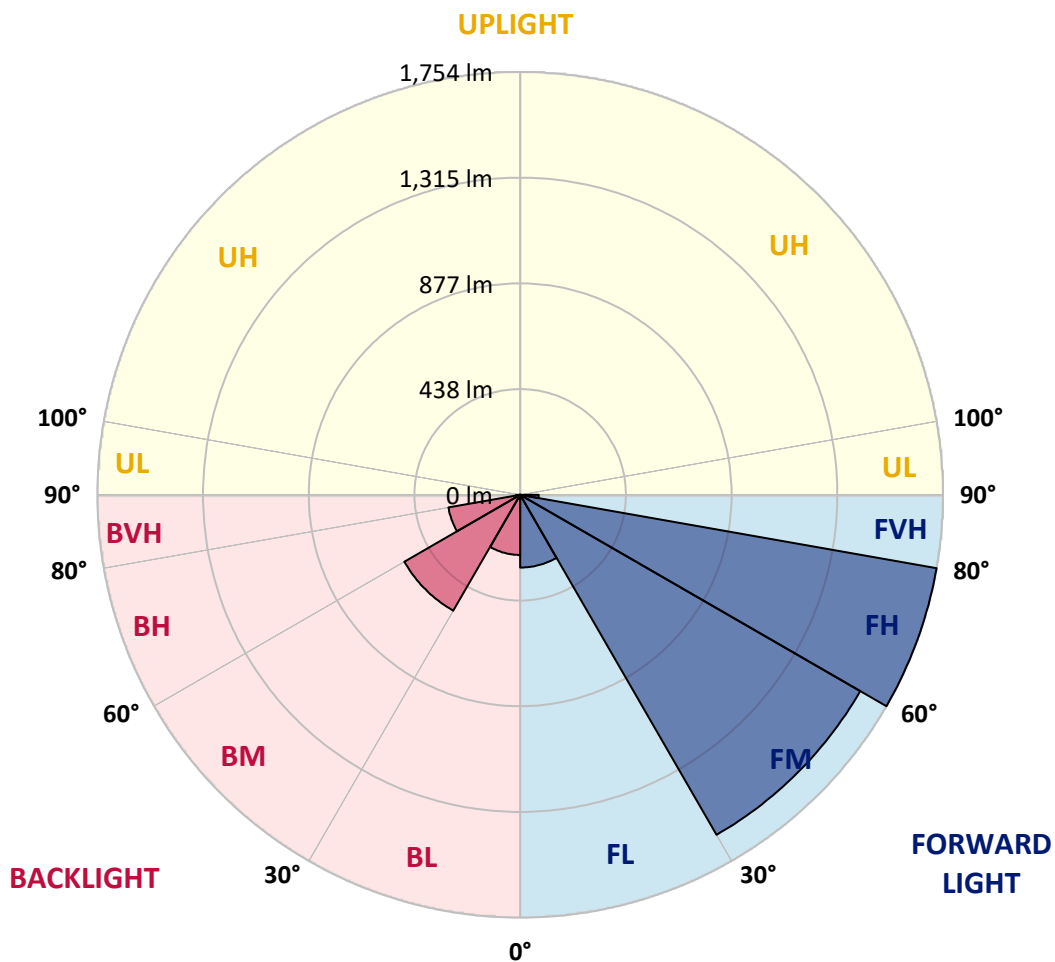
CATALOG NUMBER: EMM-E02-LED-E1-SL3-8030

LUMINAIRE CLASSIFICATION SYSTEM LUMEN TABLE AND BUG RATING:

Zone		Lumens	% Fixture	Zone Rating/Lumen Limit		
				B	U	G
FL	(0°-30°)	301.7	6.2			
FM	(30°-60°)	1628.5	33.3			
FH	(60°-80°)	1753.7	35.9			G1/1800
FVH	(80°-90°)	77.2	1.6			G1/100
BL	(0°-30°)	249.6	5.1	B1/500		
BM	(30°-60°)	555.1	11.4	B1/1000		
BH	(60°-80°)	302.2	6.2	B1/500		G1/500
BVH	(80°-90°)	17.0	0.3			G1/100
UL	(90°-100°)	0.0	0.0		U0/0	
UH	(100°-180°)	0.0	0.0		U0/0	

BUG Rating: B1-U0-G1

Type III Short





REPORT NUMBER: P141108

CATALOG NUMBER: EMM-E02-LED-E1-SL3-8030

CANDELA DISTRIBUTION (FULL):

	0°	5°	10°	15°	20°	25°	30°	35°	40°	45°	50°
0°	518.2	518.2	518.2	518.2	518.2	518.2	518.2	518.2	518.2	518.2	518.2
2.5°	545.2	542.4	544.7	544.1	542.4	540.2	541.3	539.6	538.5	536.8	535.1
5°	580.7	579.0	577.9	576.2	575.0	573.4	572.2	569.4	565.5	562.7	560.4
7.5°	615.6	615.0	613.3	611.0	606.5	605.4	601.5	598.7	595.3	589.7	585.2
10°	656.6	656.1	653.2	649.9	644.8	639.7	635.2	628.5	621.7	616.7	612.7
12.5°	706.1	703.3	697.7	693.2	687.6	679.7	672.4	664.5	654.9	647.1	642.6
15°	755.7	752.3	747.8	741.6	733.1	722.5	711.8	699.9	685.3	675.2	669.0
17.5°	796.2	793.9	788.9	780.4	772.0	759.0	745.0	728.6	710.6	695.4	685.9
20°	825.4	823.2	815.3	805.2	793.9	779.3	764.1	746.1	724.7	706.1	695.4
22.5°	837.8	834.4	825.4	811.9	796.7	778.7	762.4	747.2	727.5	713.5	702.2
25°	841.7	837.8	826.0	809.1	789.4	766.3	747.8	736.0	724.1	719.1	715.1
27.5°	839.5	836.1	823.2	802.4	775.9	748.9	729.2	720.8	721.3	730.9	735.4
30°	831.6	827.7	815.9	792.8	764.7	735.4	718.0	715.1	728.1	752.3	770.3
32.5°	818.7	815.9	806.3	786.6	761.3	736.0	723.6	729.8	752.3	790.0	820.9
35°	815.3	814.7	810.2	799.5	781.0	764.7	759.6	777.0	814.2	865.9	905.3
37.5°	814.7	817.5	819.8	819.8	815.9	814.7	829.9	854.1	909.3	974.0	1038.1
40°	826.0	831.0	842.3	856.9	871.0	891.3	922.2	967.8	1025.2	1103.9	1183.8
42.5°	860.9	872.1	891.3	916.6	953.1	990.8	1040.9	1097.8	1171.5	1250.8	1330.1
45°	929.0	945.3	959.3	999.3	1047.7	1092.1	1157.4	1232.2	1313.2	1412.8	1498.4
47.5°	1019.0	1030.8	1060.1	1102.3	1161.3	1224.9	1287.9	1353.2	1450.5	1554.6	1658.2
50°	1109.0	1118.0	1149.0	1198.5	1276.1	1345.9	1417.9	1482.6	1566.4	1676.7	1778.0
52.5°	1176.0	1188.3	1215.3	1263.7	1350.9	1430.3	1512.4	1583.9	1678.4	1777.4	1883.2
55°	1222.1	1230.0	1254.7	1302.0	1384.1	1474.7	1567.6	1655.3	1767.9	1879.8	1985.1
57.5°	1229.4	1237.3	1259.8	1301.4	1381.3	1476.4	1582.8	1690.2	1826.4	1974.4	2112.2
60°	1221.0	1227.2	1246.9	1281.2	1356.6	1460.7	1587.3	1722.3	1890.0	2080.7	2277.7
62.5°	1183.3	1189.5	1207.5	1235.6	1302.6	1415.1	1573.8	1769.6	1980.6	2220.3	2508.9
65°	1112.4	1116.3	1133.2	1155.7	1223.2	1337.4	1512.4	1760.0	2052.0	2378.4	2752.0
67°	1031.9	1030.2	1049.4	1071.9	1133.8	1239.0	1410.0	1653.7	1995.2	2390.7	2853.8
67.5°	1007.2	1011.7	1030.2	1046.0	1106.2	1208.0	1371.8	1612.6	1946.8	2362.6	2852.1
70°	831.6	840.1	850.2	860.3	913.2	988.0	1108.4	1341.4	1611.5	2005.3	2589.4
72.5°	570.5	553.7	561.0	557.6	573.9	621.2	705.0	909.8	1124.2	1462.9	1922.0
75°	289.2	307.8	305.5	319.6	342.7	372.5	411.3	487.8	656.1	855.2	1189.5
77.5°	162.0	157.5	173.3	176.7	190.2	221.7	290.3	391.0	468.1	549.7	672.4
80°	73.7	81.6	86.6	78.8	81.6	88.3	114.8	180.1	302.7	460.8	530.0
82.5°	41.1	43.9	51.2	51.8	54.0	55.7	60.2	69.8	94.0	190.2	374.2
85°	25.9	27.0	34.3	37.7	39.4	39.4	39.4	41.6	47.8	56.3	96.8
87.5°	9.6	10.1	15.8	20.8	21.4	20.3	19.1	21.9	20.3	20.8	31.5
90°	0.0	0.0	0.0	0.0	0.0	0.0	0.0	0.0	0.0	0.0	0.0



REPORT NUMBER: P141108

CATALOG NUMBER: EMM-E02-LED-E1-SL3-8030

CANDELA DISTRIBUTION (continued):

	55°	60°	65°	67°	70°	75°	80°	85°	90°	95°	100°
0°	518.2	518.2	518.2	518.2	518.2	518.2	518.2	518.2	518.2	518.2	518.2
2.5°	534.0	531.7	529.5	528.9	527.2	526.1	523.3	521.0	518.8	517.1	515.4
5°	555.3	550.8	546.9	545.2	543.0	540.2	534.5	530.6	527.2	523.8	520.5
7.5°	579.5	573.9	568.3	566.0	562.7	557.6	551.4	546.9	541.3	536.2	531.7
10°	606.5	600.4	595.9	593.6	590.8	583.5	579.5	571.7	565.5	558.7	553.1
12.5°	635.8	633.0	626.8	624.6	621.7	616.7	611.0	604.3	596.4	589.1	582.4
15°	662.3	657.8	653.8	653.2	651.6	648.7	641.4	634.1	627.4	617.8	612.2
17.5°	678.6	676.9	676.3	675.8	674.6	672.9	669.6	661.7	655.5	647.6	639.7
20°	688.7	690.4	693.2	695.4	696.6	697.7	696.0	688.1	681.9	675.2	668.4
22.5°	699.4	703.9	711.2	714.6	718.5	724.1	723.0	718.0	714.6	706.7	701.6
25°	714.6	723.6	736.0	740.5	747.8	755.1	756.8	754.0	750.6	745.0	745.0
27.5°	740.5	753.4	769.7	779.3	786.6	796.7	800.1	798.4	799.0	795.6	803.5
30°	781.0	799.0	820.9	831.0	840.1	851.9	854.1	857.5	855.2	861.4	871.0
32.5°	842.3	864.8	887.3	896.9	904.8	917.1	924.5	922.2	930.1	934.0	947.5
35°	936.8	959.3	976.8	978.5	987.5	994.2	1001.0	998.7	1020.1	1028.5	1035.9
37.5°	1067.4	1086.5	1097.2	1093.2	1082.6	1095.5	1104.5	1118.0	1131.5	1146.7	1119.7
40°	1236.7	1267.1	1262.6	1257.0	1236.7	1239.5	1243.5	1250.8	1273.3	1268.2	1191.2
42.5°	1397.6	1428.6	1423.5	1417.3	1390.3	1376.3	1387.0	1399.9	1412.3	1364.5	1249.7
45°	1560.3	1588.4	1564.2	1572.6	1548.4	1542.3	1563.1	1570.4	1556.3	1468.5	1299.2
47.5°	1729.1	1759.4	1747.6	1739.2	1721.7	1720.1	1731.9	1743.1	1687.4	1543.9	1336.3
50°	1858.5	1903.5	1897.3	1892.2	1873.1	1870.8	1899.0	1906.9	1806.7	1623.8	1373.5
52.5°	1958.1	2016.6	2027.8	2021.1	2016.6	2017.7	2098.7	2086.9	1948.5	1720.6	1416.8
55°	2075.7	2136.4	2177.5	2185.9	2197.2	2213.5	2373.9	2356.4	2144.3	1860.2	1462.4
57.5°	2231.5	2344.0	2405.9	2444.2	2475.1	2580.9	2784.6	2717.7	2415.5	2040.2	1516.4
60°	2461.1	2684.5	2812.7	2910.1	2971.4	3156.0	3403.0	3156.5	2730.6	2256.3	1587.3
62.5°	2829.6	3194.2	3439.5	3494.7	3520.6	3696.1	3872.8	3492.4	2957.9	2399.2	1598.5
65°	3186.9	3642.7	3929.1	3961.1	3942.0	3989.3	4038.8	3502.6	2905.0	2331.7	1466.9
67°	3312.9	3748.4	4049.5	4088.3	4032.0	4016.8	3941.4	3318.0	2707.5	2124.6	1283.4
67.5°	3306.2	3736.1	4048.3	4087.7	4032.0	4007.8	3897.0	3243.7	2629.9	2074.0	1248.0
70°	3047.4	3460.4	3808.1	3881.8	3850.8	3786.7	3491.9	2747.5	2179.2	1701.5	962.1
72.5°	2474.0	2920.2	3195.9	3277.5	3299.4	3134.6	2600.6	1923.2	1570.9	1215.9	697.7
75°	1661.0	2104.4	2330.0	2288.9	2155.6	1874.8	1372.9	1014.5	860.9	707.3	431.6
77.5°	941.9	1284.0	1266.5	1195.7	1083.1	801.8	389.4	211.0	201.4	235.2	182.9
80°	629.1	791.7	845.7	873.2	867.1	593.0	160.9	81.6	70.3	70.3	69.2
82.5°	525.0	684.2	774.8	799.0	744.4	450.7	96.2	53.5	42.8	47.8	53.5
85°	221.1	344.9	456.3	438.9	348.8	175.6	49.0	28.1	28.1	37.1	46.7
87.5°	53.5	79.3	112.0	108.6	87.2	40.5	24.8	17.4	17.4	28.7	40.5
90°	0.0	0.0	0.0	0.0	0.0	0.0	0.0	0.0	0.0	0.0	0.0



REPORT NUMBER: P141108

CATALOG NUMBER: EMM-E02-LED-E1-SL3-8030

CANDELA DISTRIBUTION (continued):

	105°	110°	115°	120°	125°	130°	135°	140°	145°	150°	155°
0°	518.2	518.2	518.2	518.2	518.2	518.2	518.2	518.2	518.2	518.2	518.2
2.5°	514.8	512.6	512.6	510.3	509.2	508.1	507.5	508.1	506.4	504.7	505.3
5°	517.6	514.3	512.6	508.6	506.4	504.1	502.5	501.9	499.1	497.4	497.4
7.5°	527.2	522.7	519.3	514.8	510.3	507.0	504.1	502.5	498.5	495.7	495.1
10°	546.9	540.7	535.7	528.9	522.7	518.2	513.1	510.3	505.8	503.0	501.9
12.5°	576.2	567.2	559.3	549.2	541.8	535.1	532.3	527.8	526.1	524.4	525.0
15°	603.7	593.0	585.7	577.9	569.4	565.5	559.8	559.3	559.8	557.0	557.0
17.5°	631.9	623.4	615.0	612.2	604.3	601.5	597.5	595.3	590.2	585.2	579.0
20°	661.1	656.6	653.2	649.9	648.2	641.4	631.3	619.5	603.2	588.5	576.2
22.5°	698.8	696.0	696.6	693.8	684.8	667.9	644.8	620.1	593.6	570.0	551.4
25°	746.7	749.5	746.1	732.0	706.1	671.8	636.4	601.5	566.6	538.5	513.1
27.5°	807.4	805.2	789.4	753.4	709.0	660.0	614.4	572.8	531.2	498.5	467.0
30°	873.8	857.5	816.4	760.2	697.7	638.6	582.4	534.0	485.6	447.3	411.9
32.5°	940.8	894.1	827.7	752.3	678.0	608.2	545.2	488.4	432.7	389.9	348.8
35°	991.4	916.6	826.0	735.4	648.2	568.3	495.1	424.8	360.1	308.9	267.3
37.5°	1038.1	929.0	814.7	709.5	607.1	515.4	424.2	348.3	283.0	231.8	195.8
40°	1066.8	927.8	792.8	666.8	550.3	437.7	338.7	260.5	203.1	165.4	145.7
42.5°	1083.7	916.0	755.1	609.9	472.1	350.5	249.8	179.5	144.6	128.3	119.3
45°	1092.1	890.7	708.4	534.0	377.5	250.4	172.2	129.4	115.3	110.8	108.6
47.5°	1087.1	855.2	641.4	448.4	281.3	171.6	123.2	109.2	104.7	102.4	101.8
50°	1075.2	809.1	571.1	355.6	199.7	123.2	103.5	99.6	97.9	97.3	96.2
52.5°	1058.4	754.5	490.6	275.7	141.8	102.4	96.8	95.1	94.0	92.3	91.7
55°	1030.2	687.0	408.5	203.1	113.7	96.8	94.0	93.4	91.2	89.5	88.3
57.5°	996.5	615.0	330.8	159.2	104.7	94.5	92.8	92.3	90.0	87.8	85.5
60°	979.6	564.3	272.3	137.9	103.0	95.7	94.5	93.4	90.6	87.2	84.4
62.5°	938.0	509.8	234.6	131.1	105.2	99.6	99.0	96.8	92.8	89.5	85.0
65°	830.5	432.7	199.7	124.3	108.6	105.8	106.9	104.1	99.6	94.0	86.6
67°	701.6	351.7	168.8	119.3	112.5	114.2	115.9	114.2	106.9	98.5	88.9
67.5°	666.8	327.5	160.4	117.6	113.7	115.9	118.7	117.0	109.2	99.6	90.0
70°	501.3	234.6	127.2	111.4	117.6	123.8	129.4	128.8	121.0	109.2	94.0
72.5°	346.6	160.4	103.0	104.1	114.2	125.5	132.8	136.2	128.3	114.2	96.2
75°	208.7	102.4	86.6	94.0	104.1	115.3	127.2	128.3	119.3	105.2	90.0
77.5°	102.4	73.7	71.5	74.3	83.8	93.4	98.5	92.3	86.6	77.1	71.5
80°	61.9	58.0	56.8	63.0	68.6	67.0	63.0	58.0	55.1	52.9	50.6
82.5°	51.8	52.3	53.5	54.6	53.5	47.3	40.5	37.1	34.9	34.9	35.4
85°	52.9	54.0	49.5	45.6	40.5	33.8	27.6	23.6	24.2	24.8	24.8
87.5°	41.1	39.4	34.9	28.7	23.1	16.9	13.5	11.3	12.4	11.8	12.9
90°	0.0	0.0	0.0	0.0	0.0	0.0	0.0	0.0	0.0	0.0	0.0



REPORT NUMBER: P141108

CATALOG NUMBER: EMM-E02-LED-E1-SL3-8030

CANDELA DISTRIBUTION (continued):

	160°	165°	170°	175°	180°
0°	518.2	518.2	518.2	518.2	518.2
2.5°	505.3	504.7	505.3	505.3	505.8
5°	496.3	495.1	495.1	495.7	495.7
7.5°	494.0	492.9	492.9	493.5	492.9
10°	501.9	501.3	502.5	501.9	501.9
12.5°	525.5	525.5	527.8	528.9	527.8
15°	557.6	556.5	558.2	558.7	559.3
17.5°	575.6	570.5	568.8	570.0	567.7
20°	565.5	557.0	553.7	553.1	549.2
22.5°	536.8	524.4	519.3	517.1	512.6
25°	496.3	481.6	474.9	469.3	466.4
27.5°	447.9	429.9	420.3	415.8	414.1
30°	387.1	369.7	355.6	348.3	346.0
32.5°	319.6	294.3	279.6	270.6	264.5
35°	238.6	214.4	203.7	196.9	189.1
37.5°	173.3	158.7	149.7	145.2	143.5
40°	133.9	126.6	122.1	121.5	121.0
42.5°	115.9	112.5	112.0	110.8	109.7
45°	106.9	105.8	106.3	104.7	103.5
47.5°	100.7	100.2	100.2	99.0	98.5
50°	95.7	95.7	95.1	94.5	94.5
52.5°	91.2	91.7	91.7	90.6	90.6
55°	87.2	87.2	87.8	87.2	87.2
57.5°	84.4	83.8	84.4	84.4	84.4
60°	82.7	81.6	81.0	81.6	81.6
62.5°	81.0	79.3	78.8	78.8	79.3
65°	81.0	78.2	77.1	77.1	76.5
67°	81.6	77.1	74.8	73.7	73.1
67.5°	81.6	76.5	73.7	73.1	72.6
70°	81.6	74.3	70.3	67.5	67.5
72.5°	81.0	72.0	65.8	63.0	61.9
75°	77.1	68.1	62.5	59.1	58.0
77.5°	64.7	59.1	56.3	53.5	52.9
80°	49.0	46.1	43.9	37.7	34.9
82.5°	34.9	33.2	29.3	27.0	25.3
85°	24.8	23.1	21.4	19.1	19.1
87.5°	13.5	12.9	12.4	11.3	10.1
90°	0.0	0.0	0.0	0.0	0.0

(END OF REPORT)